



# Scout Trails

## Explore New Skills. Discover Your Thing...

### Inside this issue:

Uniforms	2
Meeting Times	3
Group Committee	3
Scouters	4
Investiture	5
Equipment List	7
The Canadian Path	8
Sustainability	9
Badge Placement 101	10
Inclement Weather	11

On behalf of the 6th Dundas Scouters, welcome to the 2022/2023 Scouting year with the 6th Dundas Scout Troop. Whether you are a returning Scout from previous years, a new recruit moving up from our Cub Scout Pack or other Area Packs, or are new to Scouting, I hope you are ready for a great year of fun and new experiences.

In the nine years since this Troop started it has become well known in our Council for being very active in outdoor activities (hiking, camping, canoeing), attending Camporees and Jamborees (CJ, WSJ, Co-Op, Klondike, Haliburton, etc.), and holding interesting and exciting meetings. **To our parents: If you have any concerns or issues regarding your youth's ability to participate in any of these activities, please discuss them with the adult Scouters. To ensure that your youth fully benefits from Scouts Canada's program, it is important that you equip your youth (to the best of your ability) according to the activity description provided by us.**

We start off the fall with a Troop that is beginning to grow again after being cut down a bit during the pandemic, with 12-14 Scouts expected. Our core volunteer Scouter Bill is still in place, **and I am pleased to report that we have 2 NEW Scouters joining us in the Troop this year.** All of us are looking forward to the coming year and to what our Troop will be able to accomplish.

This is your Troop and it is your responsibility to work together to meet and exceed the Scouting ideals. We expect to be running with 2 Patrols this year. We will also be running a Troop Leadership Team made up of Scouts (TL, PL's and APL's) taking the lead in planning and executing the Troop program under the mentorship of the Scouters.

This issue of ScoutTrails will introduce you to this year's program, and the expectations of your Scouters. If at any time you should have any questions or suggestions, feel free to talk to one of the Scouters. Get ready for the start of something great! **It Starts With Scouts!**

Yours In Scouting,

Scouter Bill (Bill.Kowalchuk@scouts.ca)



On The Trail, September 2022

### Special points of interest:

- Investiture Night is October 6 at Dundas Driving Park
- Our Fall Camp is November 4-6
- We will be taking part in a special "Dragon Trail Quest" program this fall
- You can find our Online Event Calendar at <https://scoutstracker.ca/hello/6thDundas>



It starts with Scouts.  
Tout commence avec les Scouts.

## Uniform Options....



*The Scouts Canada uniform represents a history of involvement, of association with a set of principals, of helping others, and of fun, adventure, activity, and learning by doing. Your uniform identifies you as a member of the world's largest youth organization.*

*Rooted in more than 100 years of tradition, a few years back the iconic Scouting uniform got an exciting new makeover! As part of a comprehensive national Action Plan for Canadian Scouting, Scouts Canada helped design a stylish and dynamic clothing line that reflects the organization's spirit and energy. The contemporary uniforms were revealed in March 2011 during a celebratory event held in Toronto, Ontario - and were adopted for use in September 2011.*

*For both **Formal Events and Program Activities**, the complete uniform consists of a green button-up shirt, neckerchief, and neckerchief slide. Formal events include things such as investiture, major award ceremonies, civic meetings, and Remembrance Day ceremonies.*

*For any events which are not deemed "formal", which includes most meetings and camps, there is an option to wear a "casual" uniform. This consists of the green "Tech" t-shirt, neckerchief, and neckerchief slide. There is also an optional baseball-style hat.*

*Unless it is a formal event—you will be notified in advance—the choice of uniform (button-up shirt or t-shirt) is up to the individual Scout. It is important that you get outfitted with a uniform as soon as possible—ideally by investiture night at the latest. If you are new to 6th Dundas Scouting, \$15.00 is required to purchase your necker. Neckerchief slides (woggles) are provided on investiture by the Troop. **Shoes worn in the Church Hall must have NON-MARKING SOLES.***

*Uniforms may be bought online at [Scoutshop.ca](http://Scoutshop.ca). Unfortunately, Scouts Canada no longer operates physical stores.*

"Scouts Canada helped design a stylish and dynamic clothing line that reflects the organization's spirit and energy"



**Program AND Formal Activities**  
Button-Up Shirt & Necker



**Activity Uniform**  
Tech T-Shirt & Necker

## Troop Meetings

Meeting Night: Thursday  
 Time: 7:00 p.m. - 9:00 p.m.  
 Place: St. Mark's United Church  
 (1 Lynndale Drive)



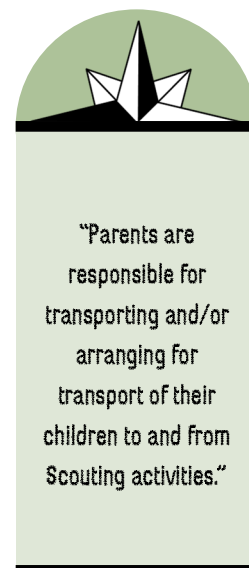
1. **Due to the "Two Scouter Rule" parents are not to leave youth at a meeting or activity unless two registered adult scouters are present.**
2. By pre-assignment, members of one patrol will be required to set up equipment, and shall remain following the meeting to put things away.
3. Any Scout unable to attend a Troop meeting is to let his Patrol Leader know that he is not coming, and the Patrol Leader is to inform the Troop Scouter.
4. No Scout will be allowed to leave a Troop meeting early without a written note or personal telephone call / e-mail from a parent or guardian.

**Please note:** This is the location where most meetings will occur, in addition to occasional meetings at the Dundas Driving Park or at other locations. When meetings and events are held at other locations, we will inform you when and where, as well as any specific clothing or equipment required. Scouters will use appropriate communication methods to ensure that all parents/guardians receive information in a timely manner. **Parents are responsible for transporting and/or arranging for transport of their children to and from Scouting activities.**

## Group Committee

We want your parent to be active as well! We have a variety of areas in which we need and would appreciate their participation. 6th Dundas has a Group Committee made up of parents and other adults that meet monthly to discuss and finalize plans for Scouting events, programs, and fundraising necessary to support the plans made by the sections.

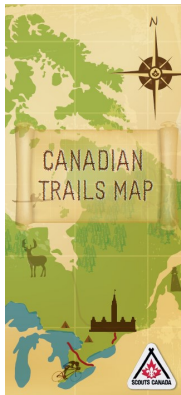
All parents are invited to join the Group Committee. We encourage parents to consider a role in which they can best use their talents and skills (i.e., Section Scouter, Assistant Scouter, Committee Chair, Secretary, Treasurer, Fundraising, Activities Chairs, Transportation, or as an assistant to one of these positions). We have found that in most cases the Scouts who have parents who take an active role in the Group's operations are the Scouts who make a strong commitment to and get the most of their Scouting experience. Parents--Shhhh--don't tell the Scouts, but sometimes we have as much or more fun than the Scouts do.



## Program Activity Fee

The Program Activity Fee (formerly known as Dues) is \$40 for the year, payable at the start of the Scouting Year. **The dues can be paid online at [6thDundas.org](http://6thDundas.org) or in cash during the meeting.** This additional fee is used to cover the cost of badges as well as resource material required for the Scout program. Each Scout should be encouraged to earn their own activity fee.

## Canadian Trails Map



The Canadian Trails Map replaces the old Scout Handbook and contains a description of the program and includes the badge system. Each Scout and parent is encouraged to become familiar with the achievement award system which encourages and recognizes the individual for his activity, learning and growth. **Each Scout is required to bring a copy of the Map to each meeting.** Detailed badge requirements can be found online at <http://www.scoutstracker.ca>. **The Map is only \$9.99 at ScoutShop.ca.**

## Knives & Matches



The use of pocketknives is a traditional part of the Scout program, however certain rules must be followed for safety. Knives used by Scouts can only have a blade size of 10cm or smaller, without special permission. Smaller pocketknives preferably with a locking blade are recommended. All knives are not allowed unless the bearer has received the proper training and is carrying his "Knife Permit" Card. **The "Knife Permit" will be retested and renewed annually.** Violations of the safety rules will result in confiscation of the knife and suspension of the "Knife Permit". Intentional dangerous acts using a knife with another person will result in disciplinary action.

Dangerous and irresponsible use of fire starting materials will not be tolerated and disciplinary action will be taken. **A fire of any sort may not be commenced, or matches used, without the expressed consent of the Registered Adult Scouter or designate responsible at Camp.** All Scouts working with matches, lighters, and other fire source materials should have the proper training. Violations of the safety rules will result in confiscation of any fire starting materials.

## 2022/2023 Scouter Contacts

<b>Scouter:</b>	Bill Kowalchuk	Contact Troop Scouter	(905-981-0506)
	Scott Payette	Troop Scouter	(905-921-0715)
	Anna Kalat	Troop Scouter	(905-648-4252)
<b>Group Commissioner:</b>	Ed Bisbee		(905-921-7247)

**We can always use some additional help with the weekly meetings on a regular or semi-regular basis. WE NEED YOUR HELP!!!!!! See Scouter Bill for details.**

"The use of pocketknives is a traditional part of the Scout program"



## Patrols

Our Troop will operate using the Patrol Method. As we have mentioned, we expect to have at least 2 Patrols this year. The goal is to have program planning done by the Troop Leadership Team which meets approximately once a month. The Troop Leader, under the supervision of the Troop Scouter, is selected to run the Troop Leadership Team (TLT). **Every Patrol Leader and / or their assistant MUST attend the TLT.** All actions of the TLT are democratically decided. As a result of this method of operation, Scouts learn more about responsibility and stand to realize greater rewards from involvement in this program.



## Permission Forms and Contacts

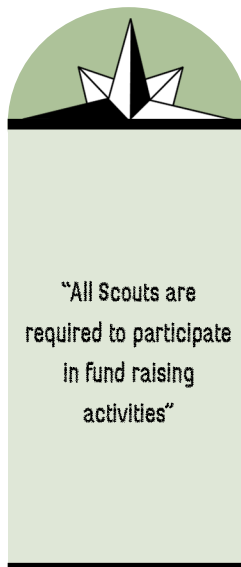
You have already filled out the Scouts Canada Participant Profile/Emergency Procedures form, likely as part of your on-line registration. **Aside from higher risk activities, this is the ONLY permission form you will see this year.** The new form is a very important tool we use to create a program to best meet your child's needs. Please remember that it's your responsibility to go into your online profile (letting the Scouters know you have done this) to update the Troop Scouters regarding:

- any medical status change that your child's Scouters would need to know in case of an emergency.
- if emergency contact information changes.

If you expect to be away during an event, please ensure you provide us with Emergency contacts.

## Fund Raisers

These are held occasionally. You will be notified ahead of time and asked to participate with your youth. Funds raised are used to offset the costs of Scouting to the Scouts and their families. Funds raised are used for equipment (repairs, tents, cooking gear, etc.), camping fees (site fees, registration fees, etc.), Summer Camp Costs, and other expenses approved by action of the Group Committee. All Scouts are required to participate in fund raising activities, and all parents are encouraged to assist when requested. **All activity costs not covered by fund raising activities end up being passed on to the Scouts and to their families.** We attempt to, where possible, select types of fund raising activities which insure the money will be raised by action of the Scouts working together, rather than by action of their parents imposing on fellow workers or on networks of friends.



## Investiture



Our annual investiture ceremonies for new Scouts will be held on the evening of **Thursday October 6th, 7:00 pm at Dundas Driving Park.** This ceremony formally welcomes new members into our Scout Troop. Family members of Scouts being invested are invited to attend this brief yet important milestone event. In addition, we will be investing our Patrol Leaders and their assistants into their new positions. Please come out and show your support for them all!

# Transportation to Scouting Events

## TRANSPORTATION:

Scouts Canada Regulations deal with the transportation of Youth to and from Scouting activities. The opening line basically summarizes the intent of the sections: **"Parents are responsible for transportation or arranging for transportation of their children to and from Scouting activities."** It goes on at length to address on several occasions that Scouts Canada does not assume, under any conditions, any liability whatsoever. Reference to minimum liabilities is suggested but each individual should govern themselves.

Scouts Canada suggests \$1 million liability up to \$5 million but that is up to the driver.

## TWO SCOUTER RULE:

In any Scouts Canada meeting or activity, two registered adult volunteer Scouters must be present with youth at all times. This includes driving to and from meetings, camps, and activities. **Scouters cannot transport youth unless another registered Scouter is also in the vehicle.** This is for the safety of both the youth and the scouters.

While Scouters often do wind up driving youth to longer distance camps, we do need parental support to help drive, as well as help ensure we keep to the two Scouter rule.

For shorter distance camps and trips, we expect parents to drive their youth to the event, or to arrange for rides with another parent (**one that is not also a volunteer scouter—otherwise the two Scouter rule applies**).

You will be informed in our camp note e-mails as to how transportation to an event is being handled.

## Communications & Scoutstracker

In this Troop, we like to keep Scouts and parents well informed of our activities. We have adopted a "paperless" approach and have been using our Troop E-mail list to distribute camp notes and forms. **This will take the form of is a weekly "E-mail" notice of current events. If you have E-Mail at home, please let Scouter Bill know and he will add you to his mailing list. Scouter Bill can be reached at Bill.Kowalchuk@scouts.ca.** Those that don't have e-mail access can still get the handouts from us, however we need to know this in advance. Both youth and parent e-mails would be useful for us to have, to help the Scouts have some ownership of the program and their schedules. Please note that Scouters will not contact youth directly without copying a parent.

In addition, we have contracted with an online service called **Scoutstracker.ca**. Each Scout will have a FREE Scoutstracker account. With this account each Scout / Parent will be able to log in and track their badge progress, and also see what camps and events are upcoming. **For 2022/2023 we are looking to continue to move away from Scouts "handing in" sign-ups to camps and events, or even just sending informal e-mails, and move towards using Scoutstracker.**

Scoutstracker is easy to use and works through a web browser so there is no software to install. If you want to help your child through the Scouting Program, you can use ScoutsTracker like an on-line searchable Handbook

You can also visit our Troop on the Internet at <http://www.6thDundas.org>. The Troop Web page is a great source for up-to-date information regarding Troop activities. It contains pictures of recent trips, important Scouting forms, Troop history, a camp blog, a link to our Facebook page, links to badge requirements, **access to Scoutstracker**, and many other areas for your use.

We also have Facebook, Twitter and Instagram feeds for the Troop. This gives us a chance to forward interesting links to camping and outdoors information, as well as giving us a chance to update you online, in real time, as to how things are progressing at camp. **Find us at "@6thdundasscouts".**



"If you have E-Mail at home, please let Scouter Bill know and he will add you to his mailing list."



# Basic Camping Equipment List

## Summer & Winter Equipment

1 Sleeping Bag- (for Winter Camp heavy duty sleeping bag or extra heavy blanket in addition)

Ground Sheet and Sleeping Pad

Backpack or Duffel Bag

1 Plate, Bowl, & Cup (unbreakable)

1 Knife, Fork, & Spoon

1 Toothbrush & Paste

1 Soap, Comb, Towel, & Facecloth

1 Personal First Aid Kit

1 Waterproof Match Container

1 Repair Kit (Needles, buttons, thread, safety pins)

1 Notebook and Paper

1 Set Rain Gear

Water Bottle or Canteen

## You Might Want

1 Flashlight

1 Small Pillow

1 Compass

1 Pair Sunglasses

Medicine or Medication (Scouter Must Know)

1 Deck of Cards

1 Camp Chair

Watch

Camera & Batteries / Film

## Summer Clothing

Program Activity Uniform

2 Long sleeve shirts

2 Short sleeve shirts or T-shirts

2 Long pants

2 Short pants

3 Sets of underwear

3 Pair of Socks

1 Bathing Suit & extra towel

1 Light jacket or Windbreaker

1 Set PJ's or Sweatshirt & Pants

1 Pair Running Shoes

1 Pair of Hiking Boots

1 Bottle Insect Repellent (no aerosol cans)

1 Field Hat

## Winter Clothing

Program Activity Uniform

2 Long sleeve shirts

3 Long pants (Wool are best, avoid cotton)

3 sets of Underwear & T-shirts

2 Pair Long Underwear

3 Pair Light Socks

3 Pair Heavy Socks

1 Pair Running Shoes (if camping in lodge)

2 Pair Waterproof Boots (not open top rubber boots)

1 Set PJ's or Sweatshirt & Pants

2 Sweaters

1 Winter Jacket

1 Touque

2 Pair Gloves or Mitts (Mitts are warmer)



## To The Scouts & Parents

This list is a **GUIDELINE** of most of the things needed for camping in summer and winter. As you can see, most of the things asked for are found in most homes and are readily available. However, if you are going to buy something extra **PLEASE** feel free to call me.

Although this seems to be changing, most things such as flashlights, eating set, compasses, etc. are more expensive if they have **SCOUTS CANADA** written on them.

Since the Scouts are doing the camping, I am asking that they be the ones to pack their own backpacks. I have seen it too often where the Scout has too much of one thing and not enough of the things they need. Parents, lay out their things if you wish but let your Scout do the packing.





It starts with Scouts.



Canadianpath.ca

# Welcome to the CANADIAN PATH



Several years ago, Scouts Canada completed a multi-year process to redevelop and revitalize our program – for the Scouts this is the first time in 48 years that the program had been updated!!!

The new program is called the Canadian Path, and we will be continuing with this program this year. The Canadian Path is a balanced program that serves Scouts Canada's mission to develop well-rounded youth, better prepared for success in the world.

The first part of the new program is the Canadian Trails Map. The Canadian Trails Map for the Scout Section depicts the six Program Areas of the Canadian Path as trails scattered across the country. This year

Scouts will again be encouraged to use this map when planning and reviewing a program cycle, and we will be trying to visit each area at least twice this year.

The second big item is the Outdoor Adventure Skills. This series of competencies encourages youth to progressively develop new outdoor skills in one (or more) of the nine skill pathways. The nine skill pathways are: Camping Skills, Emergency Aid Skills, Paddling Skills, Scoutcraft Skills, Trail Skills, Aquatic Skills, Vertical Skills, Winter Skills and Sailing Skills. Since this is a program that covers Beaver Scouts to Rover Scouts, your progression in the Outdoor Adventure Skills will follow you.

The Outdoor Adventure Skills are not about badges; it is about youth developing skills in what interests them. Several Scouts have already completed some of the stages of these badges, and starting in September we be awarding each Scout who completed one of the OAS with the physical badge for the highest stage they completed.



Another achievement scheme is the Personal Achievement Badges. The Personal Achievement Badges are an opportunity for you to explore your own interests in your own way. Each Personal Achievement Badge has five requirements – but you decide what these five requirements will be! How will you challenge yourself? Don't worry about what any other Scout does for the same badge – the idea is to set requirements that will be a brand new experience and fun to fulfill. Use the Plan-Do-Review process to develop your skills and gain new knowledge. Details on the PAB's can be found on your Canadian Trails Map and in ScoutsTracker.



There is also now a special PAB portal at <https://www.scouts.ca/programs/canadian-path/personal-achievement-badges/personal-achievement-badges-scouts.html> that can help you through the badge process.

"The Canadian Path is a balanced program that serves Scouts Canada's mission"





# SUSTAINABLE DEVELOPMENT GOALS



## SCOUTS FOR SUSTAINABILITY

**New to us this year is the Scouts for Sustainability program that integrates the Sustainable Development Goals with the Canadian Path.** Youth that were in our Cub Pack learned a bit about this program last year as part of the pre-launch pilot.

While Scouting youth are already known for leading environmental and social causes to benefit the world around them, Scouts Canada's new Scouts for Sustainability program is taking our impact to the next level by aligning our existing Canadian Path program with the United Nations' Sustainable Development Goals (SDGs).

The Sustainable Development Goals (SDGs) are a global plan for a better world and a brighter future! The 17 Goals are a road map for Agenda 2030, a timeline for making a global difference to eliminate poverty, reduce inequalities and fight climate change.

The SDG's will link into our existing pages such as PABs and the Top Section award. There is also a new Sustainability Badge that has been added. The Sustainability Badge is Scouts Canada's support for international Scouting through the Sustainable Development Goals of the United Nations. Together we are working towards a healthy planet, reduced inequalities and vibrant communities!

Some of our yearly program will centre around the SDGs. You can read more about the program at <https://www.scouts.ca/SDGs>

### 3 SUSTAINABILITY THEMES MAKE UP THE BADGE AND CONNECT TO THE 17 GLOBAL GOALS—OR SDGs.




**ENVIRONMENT: Think of the planet.**

Each Badge theme has 3 tiers for youth to strive towards: Bronze, Silver, & Gold.



**SOCIETY: Think of the people.**

Any Section can work on any tier—and you can mix and match your tiers! Maybe you're a Cub working on your silver Society and bronze Environment, or a Scout working on your gold Environment and bronze Society.



**INNOVATION: Think of the potential.**

A balanced experience encourages youth to explore a variety of themes, goals and topics!



"The 17 Goals are a road map for Agenda 2030, a timeline for making a global difference to eliminate poverty, reduce inequalities and fight climate change."

### RECOGNIZING SUSTAINABILITY-RELATED ACTIVITIES AND PROJECTS

You can focus on the same Goals between tiers, but should try to do different projects each time, rather than repeating the same activity or counting it multiple times.

LEVEL	NUMBER OF PROJECTS TO EXPLORE	SUGGESTED SECTIONS
BRONZE	2	BEAVERS AND CUBS
SILVER	4	CUBS, SCOUTS, VENTURERS
GOLD	ALL GOALS IN A THEME	SCOUTS, VENTURERS, ROVERS



## Badge Placement 101

Where do all these badges go? It's a question many first time Scouts and parents of Scouts (who generally have access to the sewing machine!) ask of the Scouters. The Canadian Trails Map contains information about insignia, and the diagram below outlines the locations. We have found that colour helps in the descriptions, and certainly seeing where the badges go will assist you.



## Inclement Weather Policy

6th Dundas Scouting has created a policy to standardize when we will cancel meetings due to inclement weather. In the event either school board (HWDSB or HWCDSB) closes schools and/or cancels transportation due to weather our meetings will be canceled as well. Please check both school boards website and ScoutsTracker.

Heat and Cold Weather warnings will NOT affect our meetings, PLEASE come prepared with a water bottle and/or dressed appropriately.

We understand that changes in school operation will create stress on your family and if a school closes for just the morning meetings will still be canceled to alleviate the rush to the scout meeting.

Online Event Calendar:  
<https://scoutstracker.ca/hello/6thDundas>